



www.OutdoorFunStore.com
1-877-FUN-1700

Fun Times

Volume 3, Issue 3
Fall 2007

Did You Know That We Offer..




POUR IN PLACE




RUBBER SAFETY MATS

SAFETY SURFACING



PLAY STRUCTURES



ADA SWING SETS


PLAYGROUND EQUIPMENT



WOOD FINES



RECYCLED RUBBER MULCH




CLIMBERS



CLASSIC PLAY EQUIPMENT



FITNESS EQUIPMENT



BENCHES




TRASH CANS

SITE AMENITIES



BIKE RACKS



BUS STOP SHELTER



GAZEBOS



PAVILIONS

STRUCTURES



ASH URNS



PICNIC TABLES



GRILLS



SHADE STRUCTURES


Inside this issue:

Did you know	1
Leaf Crafts	2
How do Leaves Change Color?	2
The Story of Thanksgiving	2
Thanksgiving Riddles	2
Commercial Corner	3
Games for Kids	3
Thanksgiving Crossword	3
Fall Recipes	3
Fall Deals	4

ADVENTURE SPORTS



PADDLE BOATS



ROCK CLIMBING HOLDS



TOWABLES



ZIP LINES

Looking for something to do with all those leaves piling up in your yard? Try out some of these great ideas!

- **Make a Mask.** Collect different color leaves. Once dry, glue them to a plain mask to make a really cool Fall mask. You can even use it for a costume!
- **Create a colorful centerpiece** for Thanksgiving. You can collect leaves still on the branch to fill a vase or collect fallen leaves and fill a clear glass bowl.
- **Press the leaves** and make them into cards for next year. Homemade cards are a lot more special than bought cards and can be enjoyed for years to come.
- **Put leaves between layers of waxed paper**, put a dishtowel underneath and on top, and run a hot iron over it for a minute or two. The wax will transfer to the leaves and they'll stay shiny and colorful for quite a while. You can use these leaves to make a homemade dream catcher.
- **Make a Leaf Wreath** to hang on your front door. Just buy a wreath frame from your local craft store and glue the leafs around it. You can add extra decorations like dried nuts, ribbon, etc.



How do Leaves Change Color? The color is there all along. The changes in daylight and temperature that occur in the fall cause the leaves to stop their food making process and they die. The chlorophyll breaks down, the green color disappears, and the colors become visible. Early frosts can weaken the colors, but rainy days tend to increase them.

The Thanksgiving Story

The Pilgrims who sailed to this country aboard the *Mayflower* were originally members of the English Separatist Church. They had earlier fled their home in England and sailed to Holland (Netherlands) to escape religious persecution. There, they enjoyed more religious tolerance, but eventually became disenchanted with the Dutch way of life, thinking it ungodly. Seeking a better life, Separatists negotiated with a London stock company to finance a pilgrimage to America. Most of those making the trip aboard the *Mayflower* were non-Separatists, but were hired to protect the company's interests. Only about one-third of the original colonists were Separatists. The Pilgrims set ground at Plymouth Rock on

December 11, 1620. Their first winter was devastating. At the beginning of the following fall, they had lost 46 of the original 102 who sailed on the *Mayflower*. But the harvest of 1621 was a bountiful one, and the remaining colonists decided to celebrate with a feast and asked Squanto, the English speaking Indian who helped them to survive the winter and the leader of the Wampanoag tribe, Massasoit, and their immediate families to join them. The Pilgrims had no idea how large Indian families could be and were joined by Squanto, Massasoit and 90 of their relatives. The feast was more of a traditional English harvest festival than a true "Thanksgiving" observance. It lasted 3 days.

Governor William Bradford sent "four men fowling" after wild duck and geese. It is not certain that wild turkey was part of their feast. However, it is certain that they had venison. The term "turkey" was used by the Pilgrims to mean any sort of wild fowl. Another modern staple at almost every Thanksgiving table is pumpkin pie, but it is unlikely that the first feast included that treat. The supply of flour had been long diminished, so there was no bread or pastries of any kind. However, they did eat boiled pumpkin, and they produced a type of fried bread from their corn crop. There was also no milk, cider, or butter. There was no domestic cattle for dairy products, and the newly-discovered potato was still considered by many Europeans to be poisonous. The feast did include fish, berries, watercress, dried fruit, plums, venison, clams, and lobster.

This Thanksgiving feast was not repeated the following year. But in 1623, during a severe drought, the pilgrims gathered in a prayer service, praying for rain. When a long, steady rain followed the very next day, Governor Bradford proclaimed another day of Thanksgiving and again invited their Indian friends. It wasn't until June of 1676 that another Day of Thanksgiving was proclaimed.

On June 20, 1676, the governing council of Charlestown, Massachusetts, held a meeting to determine how best to express thanks for the good fortune that had seen their community securely established. By unanimous vote they instructed Edward Rawson, the clerk, to proclaim June 29 as a day of Thanksgiving.

October of 1777 marked the first time that all 13 colonies joined in a thanksgiving celebration. It also commemorated the patriotic victory over the British at Saratoga, but this was a one-time affair. George Washington proclaimed a National Day of Thanksgiving in 1789, some were opposed, there was discord among the colonies, many feeling the hardships of a few Pilgrims did not warrant a national holiday so not all the states participated. Later, President Jefferson scoffed the idea of having a day of Thanksgiving. Because of Sarah Josepha Hale's campaigning with many magazine editorials and letters to governors and presidents, eventually, in 1863 President Lincoln proclaimed the *last* Thursday in November as a National Day of Thanksgiving. Thanksgiving was proclaimed by every President after Lincoln. The date was changed a few times and in 1941 Thanksgiving was finally sanctioned by Congress as a legal holiday, as the *fourth* Thursday in November

Source wilstar.com/holidays/thankstr.htm

Thanksgiving Riddles

- What are unhappy cranberries called?
Blueberries
- What's blue and covered with feathers?
A turkey holding its breath!
- If April showers bring May flowers, what do May flowers bring?
Pilgrims!
- Why didn't the turkey eat dessert?
He was stuffed!
- Why did they let the turkey join the band?
He had the drumsticks!



Let Us Have It!

Got a comment, idea, gripe, or pointed suggestion? We want to hear it. Honest!

Write to: info@OutdoorFunStore.com

Games For Kids—Game Spooktacular

By Gideon

Being an avid Halloween fanatic, what better to have in this editions Games For Kids then a series of Halloween related games. Remember to have fun this holiday season.

The Sandman Cometh

This game is pretty simple and can be played mostly with older kids. First, have the group stand in a circle, shoulder to shoulder. While their eyes are closed, the supervisor circles them in silence. The supervisor then picks the Sand Man by tapping that person on the shoulder. (Circle a few times afterwards in order to confuse the others)

The game begins on the word go and participants must break away from the circle and begin introducing themselves to one another. They must shake hands with the other person and say "Hi, my name is BLANK." Then the other person introduces themselves in the same way. After the introduction they may say some parting words, but then must move on to introduce themselves with other participants.

The Sand Man is cunning. They will take this opportunity to put someone to sleep. They initiate this by shaking hands with their prey and, using the index finger of the same hand, tapping him/her on the inside of their wrist (like pointing back towards the person) The prey may now go around and continue the introductions but must count in their heads to ten. Around 8 or 9 they must act like their getting drowsy, and by ten they must sit on the floor.

The object of the game is to point out the villain by saying: "LOOK OUT!.....IT'S THE SANDMAN" choosing incorrectly, will put you to sleep also!

Pass the Brains

Here's a Halloween variation of the "pass the parcel" game typically played at kid's parties in Australia. Scoop out a pumpkin as you would to make a jack-o-lantern. Carve out a face, but don't make the holes too big otherwise the "brains" will fall out too quickly. (alternatively, you could just draw a face on the pumpkin with a black marker pen). Fill the pumpkin with cold, cooked spaghetti (Angel's hair might be best) hiding wrapped candy in amongst the "brains". There should be one treat for each child playing. Play some spooky music as the pumpkin head is passed around. When the music stops, the child holding the head feels through its "brains" to find a sweet surprise.

Going Green???


The Outdoor Fun Store is!!

Besides the Beautiful Wood or Metal Structures you may commonly see in Schools and Parks, we also construct them out of Recycled Plastic Milk Jugs. This Structure, recently installed in Ann Arbor, Michigan helped keep approximately 30,000 Milk Jugs from going into a landfill. The bench shown in the picture is also made of Recycled Milk Jugs, and the Safety Surfacing is made out of Recycled Tires! So if you are thinking about "Going Green", call an Outdoor Fun Store Product Consultant today!

Toll Free 1-877-FUN-1700



Commercial Corner



ACROSS

1. After feast sporting event.
2. Sauce to accompany your turkey.
3. The bird on the table.
4. Site of the Pilgrims landing _____ Rock.
5. Mayflower Passenger.
6. Original inhabitant of America.

DOWN

7. This was a popular crop that the Indians introduced to the Pilgrims.
8. Decorative Item: Horn of _____
9. The name of the ship the Pilgrims took to reach America.
10. A favorite dessert _____ Pie.
11. This cooks inside your Turkey.
12. Turkey noise: _____ Gobble.



Pumpkin Roll

Ingredients

- | | |
|-----------------------------------|-------------------------|
| 3 eggs | 3/4 c self-rising flour |
| 1 cup sugar | 1 8oz pkg. cream cheese |
| 3/4 cup Libby's 100% pure pumpkin | 2 tbsp butter |
| 1 tsp soda | 1 tsp vanilla |
| 1 tsp cinnamon | 1 c powered sugar |
| 1 tsp pumpkin pie spice | |

Grease 10 x 15 inch pan; put wax paper in pan. Grease wax paper heavily. Mix in order eggs, sugar, pumpkin, soda, cinnamon, pumpkin spice, and flour. Bake at 350 degrees for 15 minutes. Lay dish towel flat on countertop; dust good with powdered sugar. After cake is done invert onto towel, remove wax paper. Roll up and cool 1 hour. To add filling, mix cream cheese, butter, vanilla and powered sugar. Mix well until creamy. Unroll cooled cake, add filling and roll back up. Dust with powdered sugar. Store in refrigerator. Can be frozen too!

Can't Leave Alone Bars

Ingredients

- | | |
|--------------------------------|-----------------------|
| 1 white cake mix | 2 eggs |
| 1/3 cup vegetable oil | 1 cup chocolate chips |
| 1 can sweetened condensed milk | 1/4 cup butter cubed |

In a large bowl, combine the cake mix, eggs and oil. With floured hands press 2/3rds of mixture into greased 9 x 13 pan. Set aside remaining cake mixture. In a microwave-safe bowl, combine the sweetened condensed milk, chocolate chips and butter. Microwave, uncovered on high for 45 seconds; stir and microwave 45-60 seconds longer or until chips and butter are melted; stir until smooth, pour over crust. Drop teaspoonfuls of remaining cake mixture over top. Bake at 350 degrees for 20-25 minutes or until lightly browned. Cool before cutting.

We Solve Your Playground Problems!

Your complete source for: Residential & Commercial
Playground, Park, Athletic Equipment, Site Amenities, &
Safety Surfacing.

SALES-INSTALLATION-REPAIR-INSPECTION



www.OutdoorFunStore.com

3766 Commerce Court

Wayne, MI 48184

Toll Free 1-877-FUN-1700



Store Hours
Monday-Friday 8-7
Saturday 10-3

Deliver To:



Fall into Savings

25%-50% OFF

**ALL Residential Swing Sets on Display
First Come First Serve
Over 30 to Choose from!!!**




10% OFF
Any Ice Rink
Kit
Expires 11/30/07
Toll Free 1-877-FUN-1700
www.OutdoorFunStore.com


20% OFF
Any In-Stock
Paddle Boat
Expires 11/30/2007
Toll Free 1-877-FUN-1700
www.OutdoorFunStore.com


\$50 OFF
Any Fun Room
Rental
During Normal Store
Hours
Expires 11/30/2007
Toll Free 1-877-FUN-1700
www.OutdoorFunStore.com


10% OFF
Any In-Stock
Residential Accessory
or In-Stock Leisure
Furniture
Expires 11/30/2007
Toll Free 1-877-FUN-1700
www.OutdoorFunStore.com


20% OFF
Any In-Stock
Recycled Rubber
Safety Surfacing
Expires 11/30/2007
Toll Free 1-877-FUN-1700
www.OutdoorFunStore.com


6 Months
Same As Cash
(with Approved Credit)
On Any Purchase
over \$500
Expires 11/30/2007
Toll Free 1-877-FUN-1700
www.OutdoorFunStore.com

Visit our Website at www.OutdoorFunStore.com for Thousands of Products